



GENERAL PURPOSE RECTIFIER SM4001 ~ SM4007

General Purpose Rectifier

Features

- Low reverse leakage
- Glass passivated dice
- High forward surge current capacity
- Ideal for surface mounted application
- High temperature soldering guaranteed 250°C/ 10 seconds at terminals
- RoHS and REACH compliance



DO-213AB



RoHS
COMPLIANT

Mechanical Data

Case:	Transfer molded plastic, DO-213AB(MELF) package
Epoxy:	Meets UL 94V-0 flammability rating
Terminals:	Plated terminal, solderable per MIL-STD 750, Method 2026
Polarity:	Cathode indicated by color band
Mounting position:	Any
Weight:	0.0046 ounce, 0.116 gram

Maximum Ratings ($T_{Ambient}=25^{\circ}C$ unless noted otherwise)

Symbol	Description	SM4001	SM4002	SM4003	SM4004	SM4005	SM4006	SM4007	Unit	Conditions
VRRM	Max Recurrent Peak Reverse Voltage	50	100	200	400	600	800	1000	V	
VRMS	Max RMS Voltage	35	70	140	280	420	560	700	V	
VDC	Max DC Blocking Voltage	50	100	200	400	600	800	1000	V	
I(AV)	Max Average Forward Rectified Current at Ambient Temperature	1.0							A	TL=75°C (note 2)
IFSM	Peak Forward Surge Current	30							A	8.3ms single half sine-wave (JEDEC)
TJ,TSTG	Operating and Storage Temperature Range	-55 to +150							°C	
CJ	Typical Junction Capacitance	15							pF	At 1MHz, reversed voltage of 4V

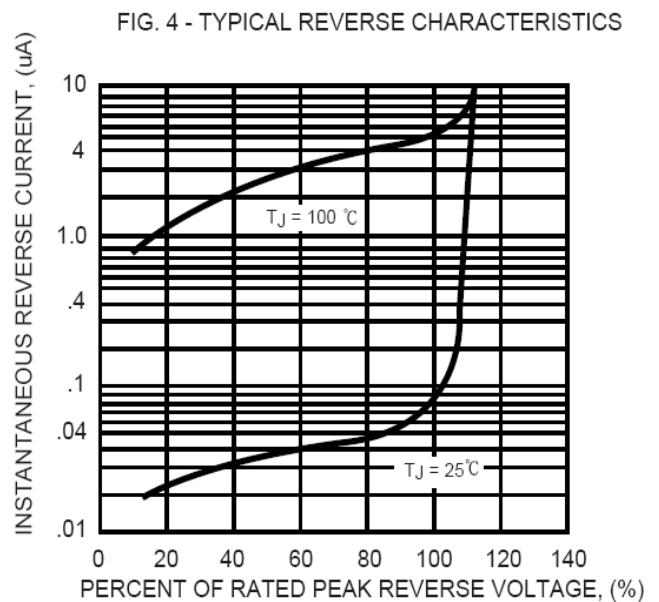
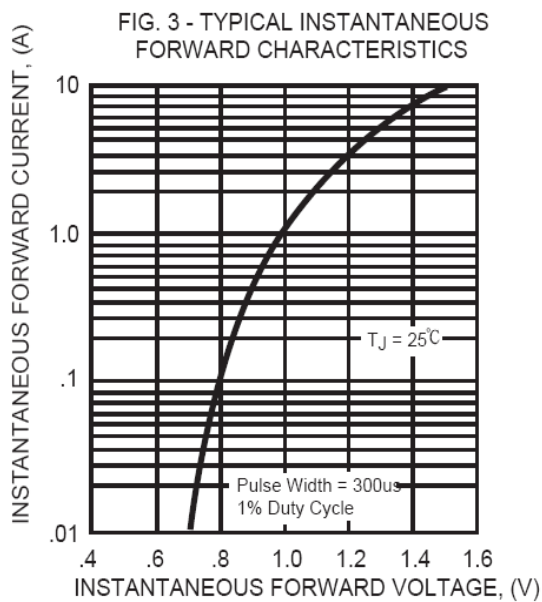
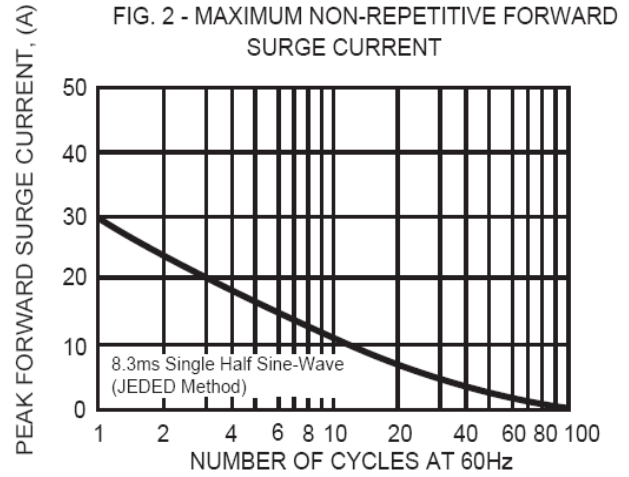
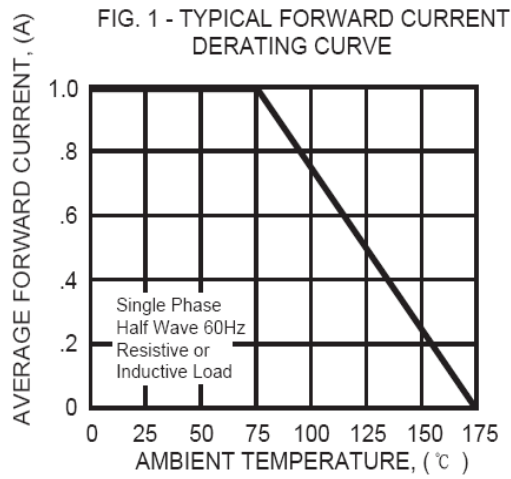
Electrical Characteristics ($T_{Ambient}=25^{\circ}C$ unless noted otherwise)

Symbol	Description	SM4001	SM4002	SM4003	SM4004	SM4005	SM4006	SM4007	Unit	Conditions
VF	Max Instantaneous Forward Voltage	1.1							V	IF(AV)= 1.0A
IR	Max DC Reverse Current at Rated DC Blocking Voltage	5.0							µA	TA=25°C
		50								TA=100°C
Rθ-JA	Typical Thermal Resistance	50							°C/W	Note 2

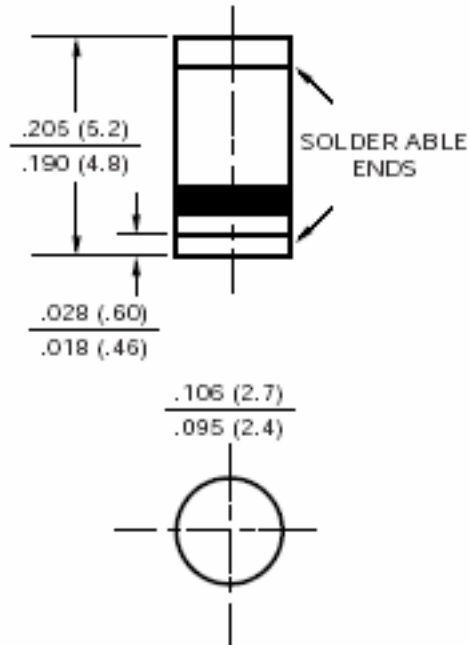
Note:

1. Single phase, half wave, 60Hz, resistive or inductive load. Derate current by 20% for capacitive load
2. Thermal Resistance from junction to ambient and from junction to lead mounted on PCB with 0.3" x 0.3" (8.0mm x 8.0mm) copper pad areas.

Typical Characteristics Curves



Dimensions in inch (mm)



DO-213AB(MELF)

Contact us:

US HEADQUARTERS

MEI SEMI INC.

2902 Corvin Drive, Santa Clara, CA95051, USA

Tel: 1-408-733-0808 Fax: 1-408-733-2828