




DUAL SURFACE MOUNT SWITCHING DIODE BAV70

Surface Mount Switching Diode

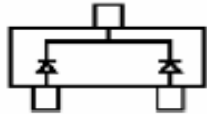
Features

- Guard ring construction for transient protection
- Fast Switching speed
- Low reverse leakage
- High temperature soldering guaranteed: 260°C/10 second,
0.375"(9.5mm) lead length



RoHS
COMPLIANT

Mechanical Data

Case:	SOT-23, molded plastic
Pingout:	See diagram 
Terminals:	Solderable per MIL-STD-202E, Method 208C
Polarity:	Color band denotes cathode end
Mounting position:	
Weight:	0.0045 Ounce, 0.008 gram

SOT-23

Maximum Ratings ($T_{Ambient}=25^{\circ}C$ unless noted otherwise)

Symbol	Description	BAV70	Unit	Conditions
VRRM	Non-Repetitive Peak Reverse Voltage	75	V	
IFM	Forward Continuous Current(Note 1)	300	mA	
t _{rr}	Max Reverse Recovery Time	4	nS	IF= 10mA, IR=10mA, IRR=1mA,RL=100Ω
IFSM	Non-Repetitive Peak Forward Surge Current	2.0 1.0	Amps	T=1.0μS, T=1.0S
PTOT	Power dissipation (Note 1)	350	mW	Note 1
TJ, TSTG	Operating and Storage Temperature	-55 to +125 / -55 to +150	°C	

Electrical Characteristics ($T_{Ambient}=25^{\circ}C$ unless noted otherwise)

Symbol	Description	BAV70	Unit	Conditions
VF	Max Instantaneous Forward Voltage	0.715	V	1.0mA
		0.0855		10mA
		1.0		50mA
		1.25		150mA
IR	Max DC Reverse Current at Rated DC Blocking Voltage	1.0	μA	VR=75V
		50		VR=75V,TJ=150°C
		30		VR=25V,TJ=150°C
CJ	Typical Junction Capacitance	2.0	pF	Vf=1V, f=1MHZ
Rθ-JA	Typical Thermal Resistance	355	°C/W	

Note:

1. Valid provided leads kept at ambient temperature

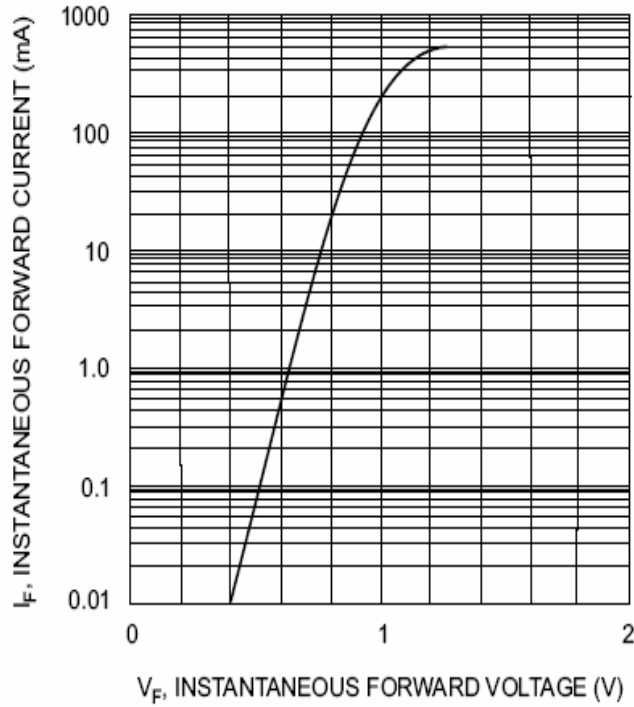
Ratings And Characteristic Curve BAV70:


Fig. 1 Forward Characteristics

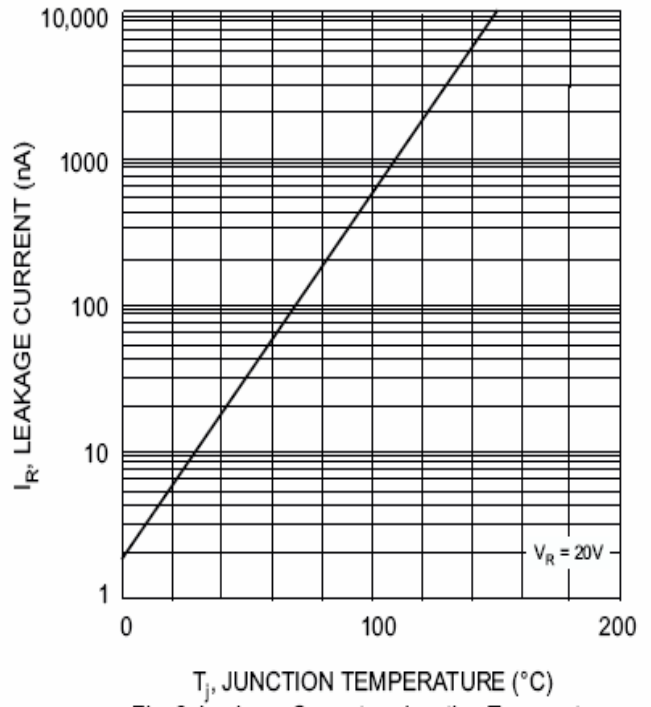
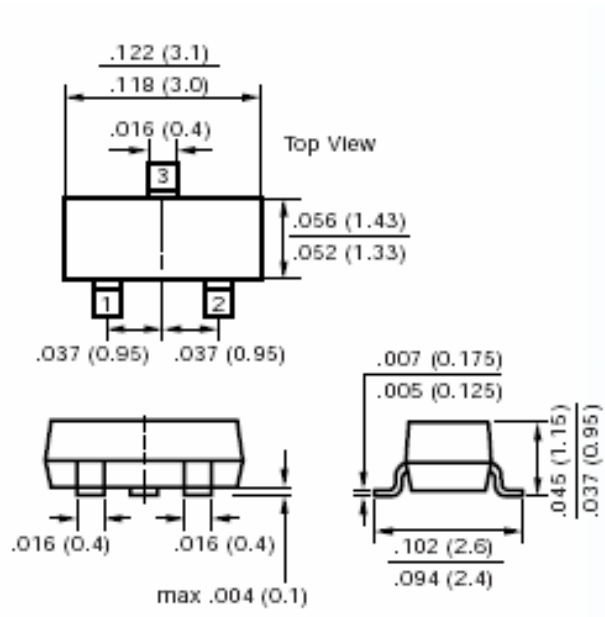


Fig. 2 Leakage Current vs Junction Temperature

Dimensions in inch (mm)



SOT-23

Contact us:

US HEADQUARTERS

MEI SEMI INC.

2902 Corvin Drive, Santa Clara, CA95051, USA

Tel: 1-408-733-0808 Fax: 1-408-733-2828