


Protection Thyristors

Features

- Fails short circuit when surged in excess of ratings
- Low voltage overshoot
- High repetitive surge current capability
- Low on-state voltage
- Low capacitance
- RoHS and REACH Compliant



**DO204AC
(DO15)**



**RoHS
COMPLIANT**

Main Applications

- Customer Premises Equipment (CPE)
- Modems, Line cards, DSL, ISDN, T-1/E-1
- Data lines and security systems
- Fax machines, Telephones etc.

Electrical Characteristics ($T_{Ambient}=25^{\circ}C$ unless noted otherwise)

Part Number	Marking	VDRM	VS	IH	IS	IT	VT	CO	
		V min	V max	mA min	mA max	A max	V max	pF min	pF max
P1100GA	P11A	90	130	150	800	2.2	5	30	60
P1500GA	P15A	140	180	150	800	2.2	5	25	50
P1800GA	P18A	170	220	150	800	2.2	5	25	50
P2300GA	P23A	190	260	150	800	2.2	5	25	50
P2600GA	P26A	220	300	150	800	2.2	5	20	50
P3100GA	P31A	275	350	150	800	2.2	5	20	50
P3500GA	P35A	320	400	150	800	2.2	5	20	50
P1100GB	P11B	90	130	150	800	2.2	5	30	80
P1500GB	P15B	140	180	150	800	2.2	5	25	70
P1800GB	P18B	170	220	150	800	2.2	5	25	70
P2300GB	P23B	190	260	150	800	2.2	5	25	70
P2600GB	P26B	220	300	150	800	2.2	5	20	70
P3100GB	P31B	275	350	150	800	2.2	5	20	70
P3500GB	P35B	320	400	150	800	2.2	5	20	70

Note: 1. $V_{DRM}@I_{DRM}=5\mu A$, $V_S@100V/\mu S$, $V_T@I_T=2.2A$, $C_o@1MHz, 2V$

Surge Ratings

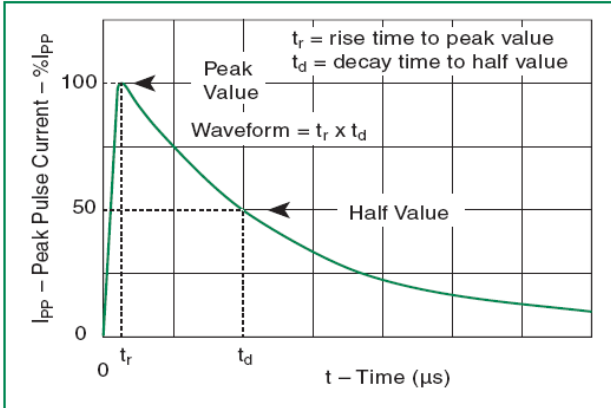
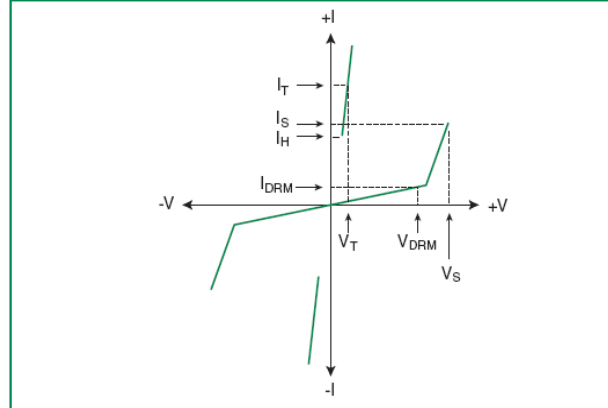
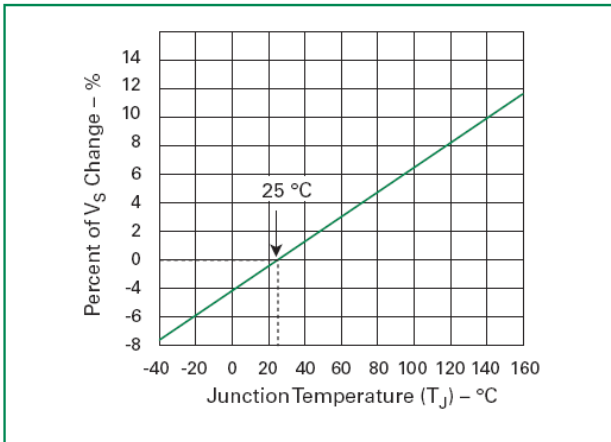
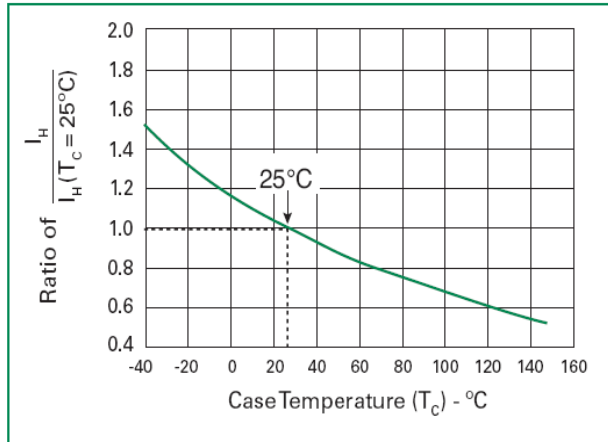
Series	IPP 2x10 μ S Amps	IPP 8x20 μ S Amps	IPP 10x160 μ S Amps	IPP 10x560 μ S Amps	IPP 10x1000 μ S Amps	ITSM 50/60Hz Amps	di/dt Amps/ μ S
A	150	150	90	50	45	20	500
B	250	250	150	100	75	25	500

Note: 1. Peak pulse current rating (IPP) is non-repetitive and guaranteed for the life of the product.

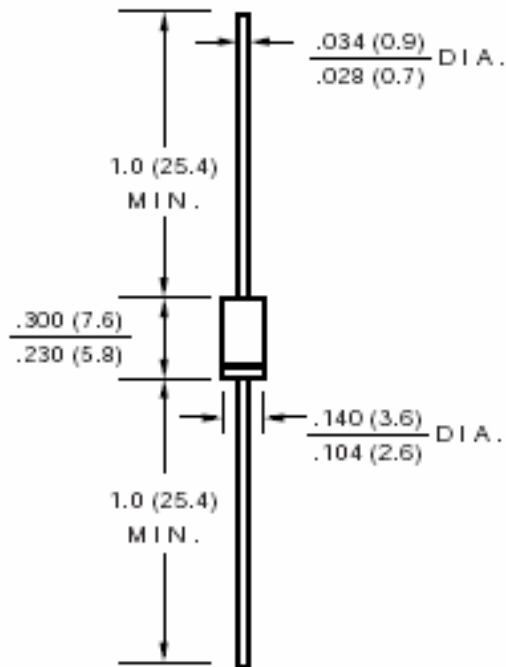
2. IPP ratings applicable over temperature range of $-40^{\circ}C$ to $+85^{\circ}C$

3. The device must initially be in thermal equilibrium with $-40^{\circ}C < T_J < +150^{\circ}C$

4. Current waveform and voltage waveform in μS .

Typical Characteristics Curves
 $t_r \times t_d$ Pulse Waveform

V-I Characteristics

Normalized V_s Change vs. Junction Temperature

Normalized DC Holding Current vs. Case Temperature


Dimensions in inch (mm)



**DO204AC
(DO15)**

Contact us:

US HEADQUARTERS

MEI SEMI INC.

2902 Corvin Drive, Santa Clara, CA95051, USA

Tel: 1-408-733-0808 Fax: 1-408-733-2828