


### Protection Thyristors

#### Features

- Fails short circuit when surged in excess of ratings
- Low voltage overshoot
- High repetitive surge current capability
- Low on-state voltage
- Low capacitance
- RoHS and REACH Compliant



DO204AL  
(DO41)



RoHS  
COMPLIANT

#### Main Applications

- Customer Premises Equipment (CPE)
- Modems, Line cards, DSL, ISDN, T-1/E-1
- Data lines and security systems
- Fax machines, Telephones etc.

#### Electrical Characteristics ( $T_{Ambient}=25^{\circ}C$ unless noted otherwise)

Part Number	Marking	VDRM	VS	IH	IS	IT	VT	CO	
		V min	V max	mA min	mA max	A max	V max	pF min	pF max
P1100LA	P11A	90	130	150	800	2.2	5	30	60
P1500LA	P15A	140	180	150	800	2.2	5	25	50
P1800LA	P18A	170	220	150	800	2.2	5	25	50
P2300LA	P23A	190	260	150	800	2.2	5	25	50
P2600LA	P26A	220	300	150	800	2.2	5	20	50
P3100LA	P31A	275	350	150	800	2.2	5	20	50
P3500LA	P35A	320	400	150	800	2.2	5	20	50
P1100LB	P11B	90	130	150	800	2.2	5	30	80
P1500LB	P15B	140	180	150	800	2.2	5	25	70
P1800LB	P18B	170	220	150	800	2.2	5	25	70
P2300LB	P23B	190	260	150	800	2.2	5	25	70
P2600LB	P26B	220	300	150	800	2.2	5	20	70
P3100LB	P31B	275	350	150	800	2.2	5	20	70
P3500LB	P35B	320	400	150	800	2.2	5	20	70

Note: 1.  $V_{DRM}@I_{DRM}=5\mu A$ ,  $V_S@100V/\mu S$ ,  $V_T@I_T=2.2A$ ,  $C_o@1MHz, 2V$

#### Surge Ratings

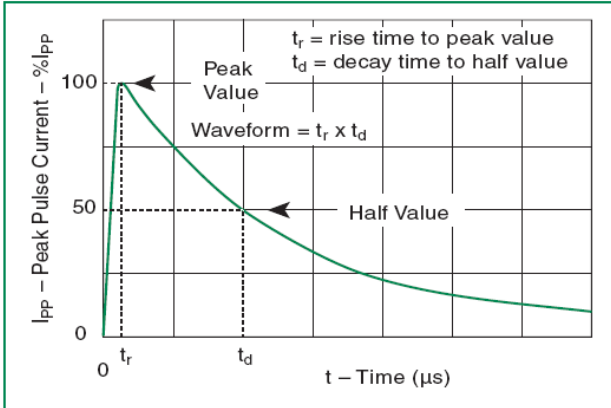
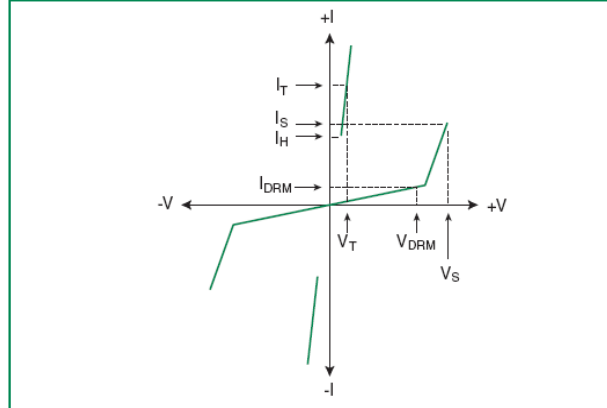
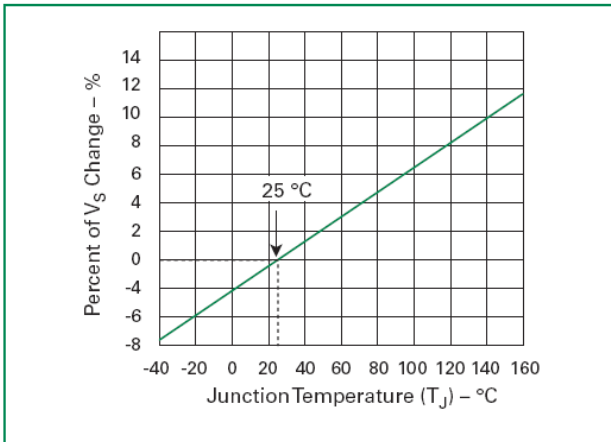
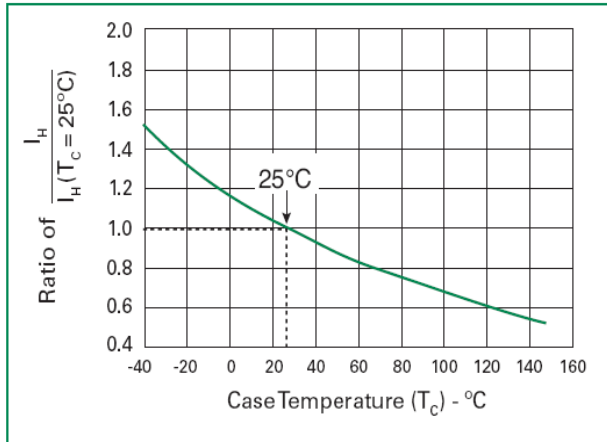
Series	IPP 2x10 $\mu$ S Amps	IPP 8x20 $\mu$ S Amps	IPP 10x160 $\mu$ S Amps	IPP 10x560 $\mu$ S Amps	IPP 10x1000 $\mu$ S Amps	ITSM 50/60Hz Amps	di/dt Amps/ $\mu$ S
A	100	100	60	40	30	20	500
B	150	150	90	50	45	25	500

Note: 1. Peak pulse current rating (IPP) is non-repetitive and guaranteed for the life of the product.

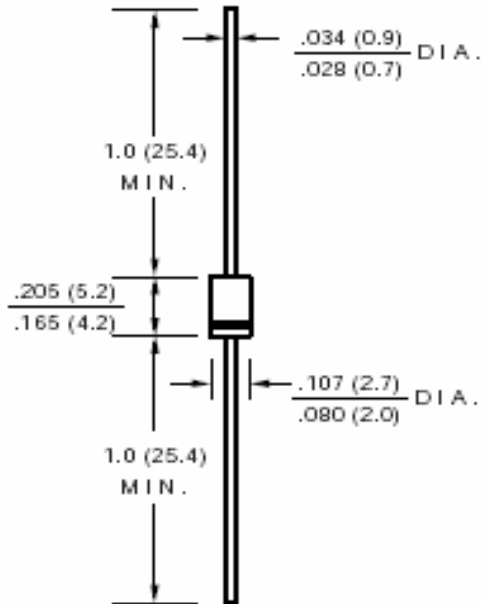
2. IPP ratings applicable over temperature range of  $-40^{\circ}C$  to  $+85^{\circ}C$

3. The device must initially be in thermal equilibrium with  $-40^{\circ}C < T_J < +150^{\circ}C$

4. Current waveform and voltage waveform in  $\mu S$ .

**Typical Characteristics Curves**
 **$t_r \times t_d$  Pulse Waveform**

**V-I Characteristics**

**Normalized  $V_S$  Change vs. Junction Temperature**

**Normalized DC Holding Current vs. Case Temperature**


Dimensions in inch (mm)



**DO204AL  
(DO41)**

**Contact us:**

**US HEADQUARTERS**

**MEI SEMI INC.**

**2902** Corvin Drive, Santa Clara, CA95051, USA

Tel: 1-408-733-0808 Fax: 1-408-733-2828