



Part No.	WR-PB2012UE-L07		
Emitted Color	High Super Red	Len's Color	Water Clear
Chip Material	AlGaInP	--	--

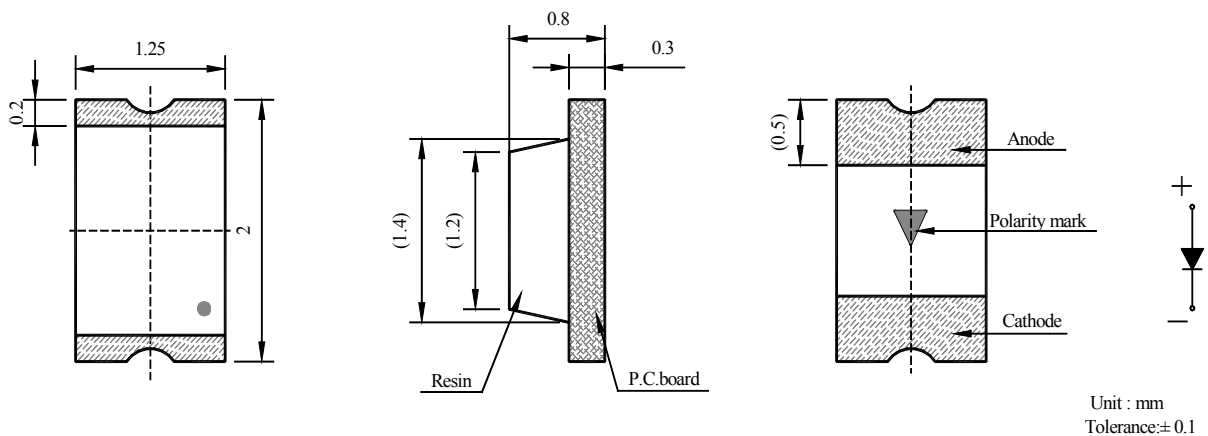
◆ Features:

- Compatible with automatic placement equipment
- Compatible with reflow solder process
- Low power consumption and wide viewing angle
- This product doesn't contain restriction Substance, comply ROHS standard.

◆ Applications:

- Automotive and Telecommunication
- Flat backlight for LCD ,switch and symbol in telephone and fax
- General use for indicators

◆ Package Dimensions:



Electrodes: Au Plating
 Encapsulating Resin: Epoxy Resin
 Package: BT Resin



◆ Absolute Maximum Rating (Ta=25°C)

Parameter	Symbol	Max.	Unit
Power Dissipation	P _D	60	mW
Pulse Forward Current	I _{FP}	80	mA
DC Forward Current	I _F	20	mA
Reverse Voltage	V _R	5	V
Electrostatic Discharge(HBM)	ESD	2000	V
Operating Temperature Range	Topr	-40°C ~ 85°C	°C
Storage Temperature Range	Tstg	-40°C ~ 100°C	°C

* I_{FP} condition: pulse width ≤1ms ,duty cycle ≤1/10

◆ Electrical Optical Characteristics (Ta=25°C)

Parameter	Symbol	Min	Typ.	Max.	Unit	Test Condition
Luminous Intensity	I _V	45	--	130	mcd	I _F =15mA
Forward Voltage	V _F	1.8	--	2.3	V	I _F =15mA
Reverse Current	I _R	--	--	10	uA	V _R =5V
Dominant Wavelength	λ _d	616	--	628	nm	I _F =15mA
Spectral Line Half Width	Δλ	--	30	--	nm	I _F =15mA
Viewing Angle	2θ _{1/2}	--	120	--	Deg.	I _F =15mA

Notes: 1.Tolerance of Luminous Intensity ±10%

2.Tolerance of Dominant Wavelength ±2nm

3. Tolerance of Forward Voltage ±0.05V

4. Luminous Intensity is measured by WENRUN's equipment on bare chips



◆ BIN range

Luminous intensity (tolerance is $\pm 10\%$ @ $I_f=15\text{mA}$):

BIN CODE	Min.(mcd)	Max. (mcd)
J	45	60
K	60	80
L	80	100
M	100	130

Dominant Wavelength (tolerance is $\pm 2\text{nm}$ @ $I_f=15\text{mA}$):

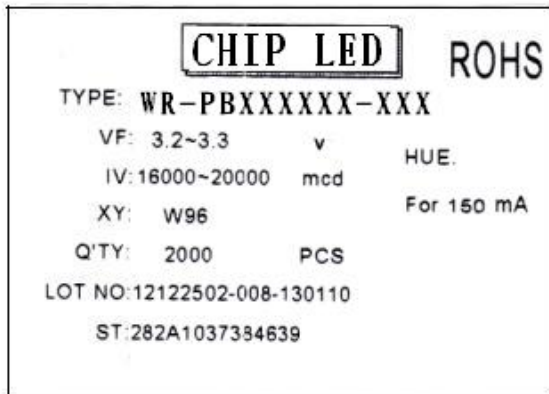
BIN CODE	Min.(nm)	Max. (nm)
H	616	619
J	619	622
K	622	625
L	625	628

Forward voltage (tolerance is $\pm 0.05\text{V}$ @ $I_f=15\text{mA}$):

BIN CODE	Min.(V)	Max. (V)
F	1.8	1.9
G	1.9	2.0
H	2.0	2.1
J	2.1	2.2
K	2.2	2.3

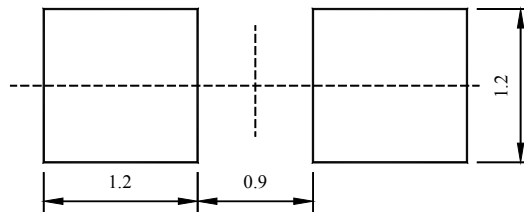


◆ Package Label: (For example)



- ← LED Type
- ← Part No.
- ← Parameter Classing
- ← Quantity and Sealing Date
- ← Lot No.

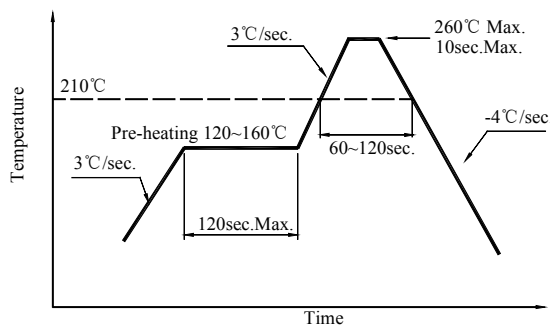
◆ Soldering Pad Dimensions:



◆ Soldering Conditions (Maximum allowable soldering conditions)

Reflow soldering profile

<Pb-free solder>

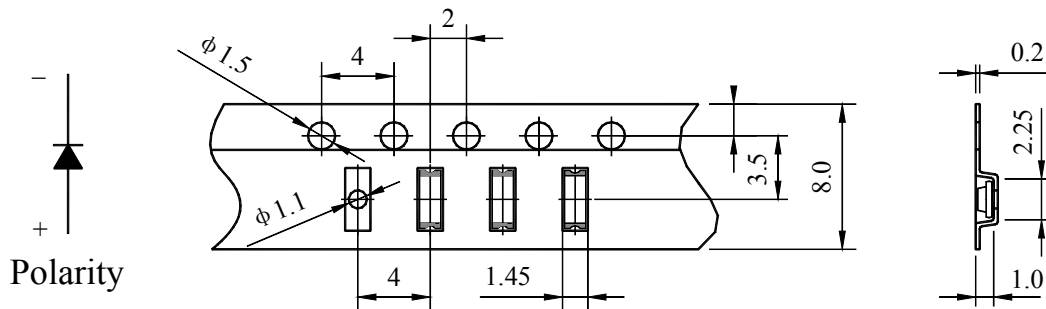
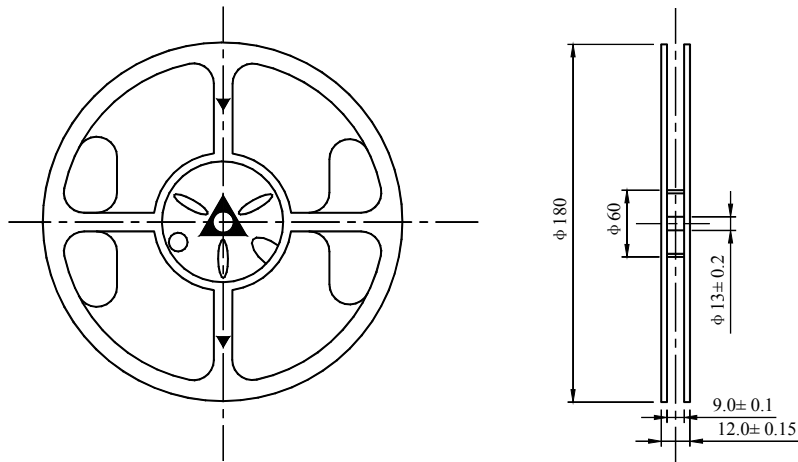


- Reflow soldering should not be done more than two times.
- Do not stress its resin while soldering.
- After soldering, do not warp the circuit board.

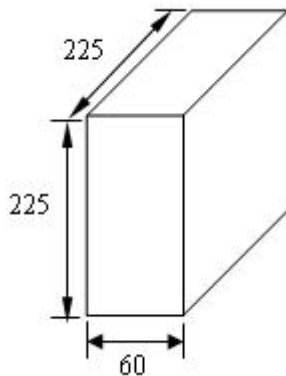


MEI SEMI CO., LTD.

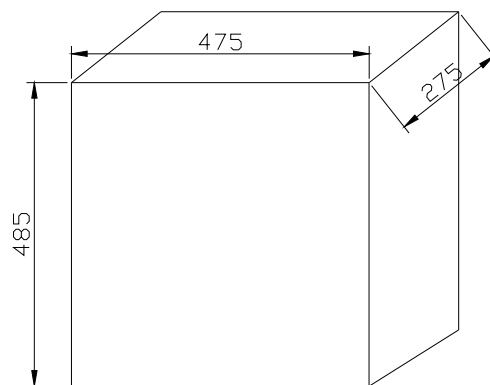
◆ Package Tape Specifications: (1000 or 3000 pcs/Reel)



Reel Lead Min.60mm No LEDs



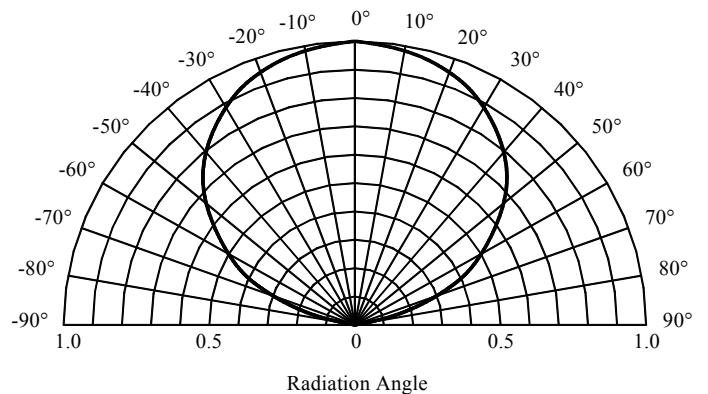
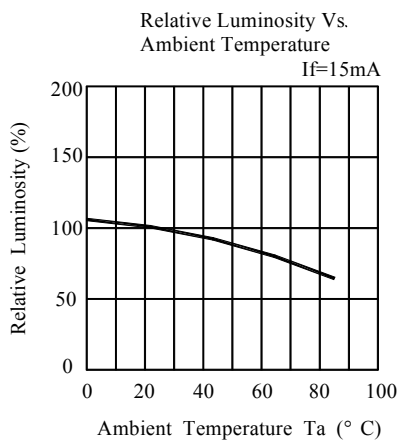
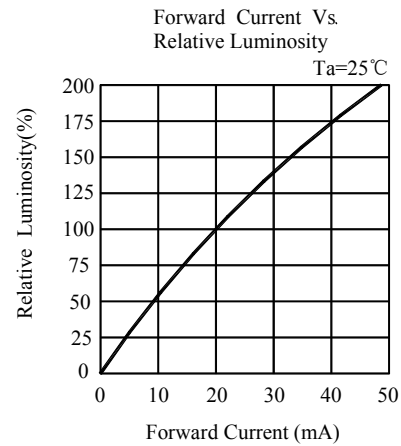
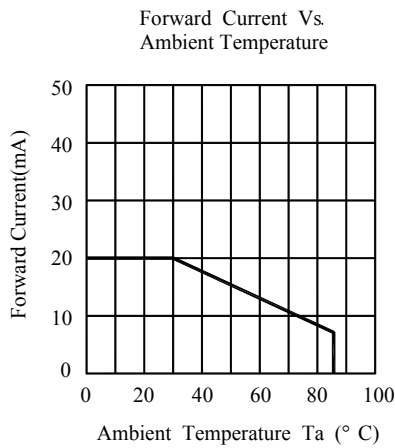
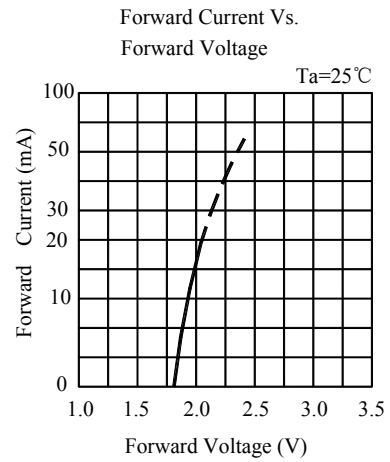
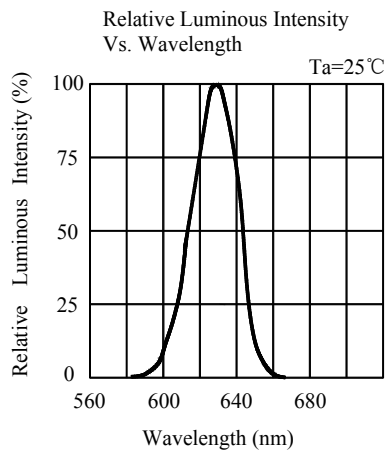
5 Reels in one Box



16 Boxes in one Carton



◆ Typical Electro-Optical Characteristics Curves:





◆ Reliability

(1) Test Items and Conditions

NO	Test Item	Test Conditions	Sample	Ac/Re
1	Temperature Cycle	-40±5°C→25±5°C→100±5°C→25±5°C (30min, 5min, 30min, 5min) 100 Cycles	20	0/1
2	High Temperature Storage	Ta: 100±5°C Test time=1000HRS(-24HRS,+72HRS)	20	0/1
3	High Temperature And High Humidity Working	Ta: 85±5°C, RH:85±5%, I _F =15mA Test time=500HRS(-24HRS,+72HRS)	20	0/1
4	Low Temperature Storage	Ta: -40±5°C Test time=1000HRS(-24HRS,+72HRS)	20	0/1
5	Operating Life Test	Connect with a power I _F =15mA Ta=Under room temperature Test time=1000HRS(-24HRS,+72HRS)	20	0/1
6	Thermal Shock	-40±5°C→100±5°C (15min, 15min) 100 Cycles	20	0/1
7	IR-Reflow Pb-Free Process	① 80°C ② 100°C ③ 120°C ④ 160°C ⑤ 170°C ⑥ 235°C ⑦ 270°C ⑧ 255°C, 60cm/min, 2 times	20	0/1

(2) Criteria of judging the damage

Item	Symbol	Test condition	Criteria for judgement	
			Min.	Max.
Forward voltage	V _F	I _F =Test Current	/	U.S.L*1.1
Reverse current	I _R	V _R =5V	/	15uA
Luminous intensity	I _V	I _F =Test Current	L.S.L*0.7	/
Wave length	λ D/ λ P	I _F =Test Current	/	U.S.L±2nm
Appearance	/	View check	No mechanical damage	

* U.S.L: Upper standard level

L.S.L: Lower standard level




◆ Storage and application notices

1. Storage

1. Calculated shelf life in sealed bag : 12 months at $<30^{\circ}\text{C}$ and $<90\%$ relative humidity (RH)
- 2.1 TOP LED : After bag is opened, devices that will be subjected to reflow solder or other high temperature process must be:
 - a) Mounted within: 168 hours of factory conditions $\leq 30^{\circ}\text{C}/60\%$ RH, or
 - b) Stored at ambient of $<20\%$ RH
- 2.2 CHIP LED: After bag is opened, devices that will be subjected to reflow solder or other high temperature process must be:
 - a) Mounted within: one year of factory conditions $\leq 30^{\circ}\text{C}/60\%$ RH, or
 - b) Stored at ambient of $<20\%$ RH
3. Device require bake, before mounting, if:
 - a) Humidity indicator Card reads $>10\%$ when read at $25\pm 5^{\circ}\text{C}$
 - b) Above conditions are not metBaking condition: 24 hours at $60\pm 3^{\circ}\text{C}$ and $<5\%$ RH
4. The internal and esterand boxes can not be contacted with ground to prevent absorption of moisture;
5. No acid, alkali, salt, corrosive and explosive gas; away from sunlight and keep the environment clean;

2. Application

1. Do not use any unknown chemical liquid to clean LED, it will damage the LED resin surface; use the alcohol under the room temperature if necessary but less than 1 min, or use the ultrasonic cleaning with proper characters, such as correct power, frequency ,etc;
2. Do not touch the epoxy resin area when carrying LEDs by tweezers (as the following pictures), especially after the soldering process, the epoxy resin will turn to soft, the internal instruction will be damaged by the tweezers which cause the electric character's failure; nozzle is recommended by using SMT mounting.



Correct



Incorrect



3. Soldering iron: double-side soldering iron with power of less than 25W; soldering temperature: less than 300°C; soldering time: less than 3sec.; 1 time completed is recommended, if the 2nd soldering process is requested, 3mins must be left to ensure the high temperature status can return to room temperature;
 - a. REFLOW soldering: set and test the temperature of the different area of REFLOW equipment in advance;
 - b. To set the peak temperature according to different SMDs, but the actual peak temperature should be less than 260 °C ,processing time should be less than 10sec, only 1 time is allowed;
4. SMDs should be soldered at the coordinated position on the PCB ;
5. Note of Electrical matter:
 - ① One-way conduction, LED does not allow the reverse driving;
 - ② LED is a kind of constant current component which can not be lighted by the constant voltage mode; a smaller voltage fluctuation can cause the large current fluctuation which causes the failure of LED;
Each LED should be drove under constant current mode if in a parallel circuit design, otherwise, the colour and brightness will be nonuniform; When the environmental temperature rising, the LED junction temperature will rise, internal resistance will decrease, so the current will be increased by the constant voltage power which short the life span;
 - ③ If the brightness of lighting source can meet the requirement, we recommend using the driving current less than the rated current, in order to improve the product's reliability;
6. LED is a kind of electrostatic sensitive devises, anti-static measures have to be processed during storage and operation:
 - ① LED production workshop should lay anti-static floor and ground connection, the work table have to use the anti-static materials and cover a table mater with the surface resistance of 10^6 - $10^9\Omega$
 - ② Production machine: REFLOW, SMT equipment, electric iron, test equipment; all the equipments must be well grounded, and the grounding alternating current impedance should be less than 1.0Ω. A fan need to be installed on the equipments and production processes that easy to generate static electricity; the operators must wear anti-static clothing, shoes, wristband, and gloves, etc. in the process;
 - ③ LEDs must be contained in the anti-static box, and all the package material should be the anti-static materials;



7. The details electronic characters can refer to our product specification.

◆ Notes:

1、Above specification may be changed without notice. We will reserve authority on material change for above specification.

2、When using this product, please observe the absolute maximum ratings and the instructions for the specification sheets. We assume no responsibility for any damage resulting from use of the product which does not comply with the instructions included in the specification sheets.