



GL341A THRU GL341M

SURFACE MOUNT GLASS PASSIVATED RECTIFIERS

特性 FEATURE

- .漏电流低,效率高.Low power loss, high efficient
- .浪涌电流承受能力大.High surge current capability
- .正向压降低.Low forward voltage drop
- .用于低电压,高频率变换器,自由转动的应用.

For use in low voltage, high frequency inverters, free wheeling application

- .过电压保护. Guarding for over voltage protection

机械数据 MECHANICAL DATA

- .封装:模塑采用 UL94V-0 认可的阻燃环氧树脂材料.

Case: Molded plastic use UL94V-0 recognized flame retardant epoxy

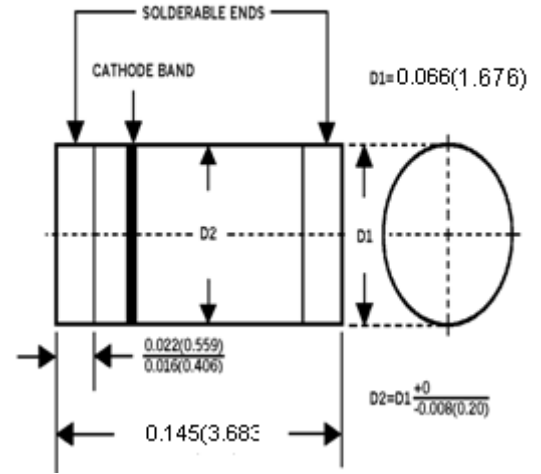
- .端子:锡端子.Terminals: Plated terminals,

- .极性:色环端表示阴极.Polarity: Silver color band on body denotes Cathode

- .安装位置: 任意.Mounting position: Any

重量: 0.0317 克. Weight: 0.036 gram

DO-213AA/MINI



Dimension in inches (millimeters)

极限值和电参数 TA= 25°C除非另有规定. 单相,正半弦波,60HZ,阻抗或电感负载.为电容装载,减少电流的 20%

MAXIMUM RATINGS AND ELECTRICAL CHARACTERISTICS

Rating at 25°C Ambient temp. Unless otherwise specified.Single phase, half sine wave, 60HZ,resistive or inductive load.

For capacitive load, derate current by 20%

	SYMBOL	GL 341A	GL 341B	GL 341D	GL 341G	GL 341J	GL 341K	GL 341M	UNITS
最大峰值反向电压 Maximum Current Peak Reverse Voltage	VRRM	50	100	200	400	600	800	1000	Volts
最大反向有效电压 Maximum RMS Voltage	VRMS	35	70	140	280	420	560	700	Volts
最大直流阻断电压 Maximum DC Blocking Voltage	VDC	50	100	200	400	600	800	1000	Volts
最大正向平均整流电流 T _T =75°C Maximum Average Forward Rectified current	I(AV)	1.0							Amps
正向峰值浪涌电流 Peak Forward Surge current, 8.3 ms Single Half Sine-wave Superimposed on Rated Load (JEDEC Method)	IFSM	10							Amps
1.0A 直流电时最大正向瞬间电压降 Maximum Instantaneous Forward Voltage at 1.0A	VF	1.1							Volts
最大反向漏电流 Maximum DC Reverse Current @ T _A =25°C at Rated DC Blocking Voltage @ T _A =125°C	IR	5.0 250.0							μA
典型结电容 Typical Junction Capacitance (Note 1)	CJ	4.0							Pf
典型热阻 Typical Thermal Resistance (Note 2)	RθJA	125.0							°C/W
工作温度与存储温度 Operating and Storage Temperature Range	TSTG/TJ	-65 to +150							°C

Notes: 1. Measured at 1 MHz and Applied Reverse Voltage of 4.0 Volts D.C.

2. Thermal Resistance from Junction to Ambient



FIG. 1 - 整流电流降额曲线
FIG. 1 - DERATING CURVE FOR OUTPUT RECTIFIER CURRENT

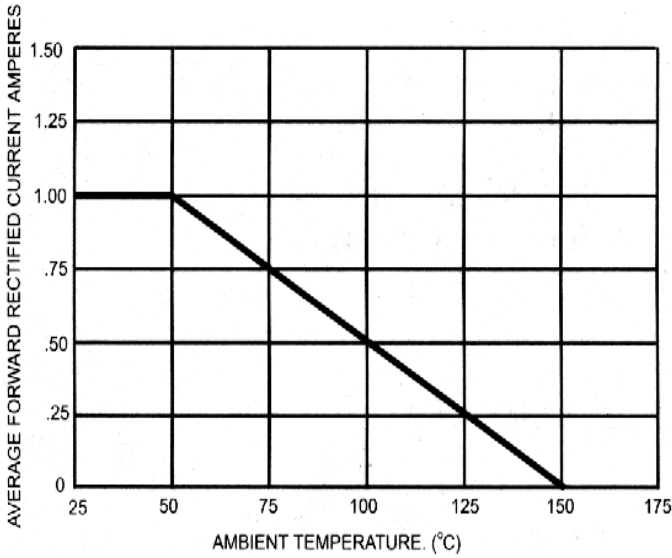


FIG. 2 - 最大非重复性正向浪涌电流
FIG. 2 - MAXIMUM NON-REPETITIVE PEAK FORWARD SURGE CURRENT

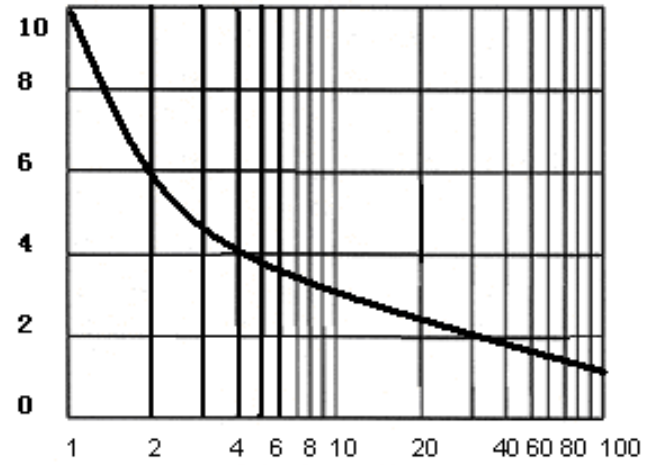


FIG. 3 - 典型正向特性
FIG. 3 - TYPICAL INSTANTANEOUS FORWARD CHARACTERISTICS

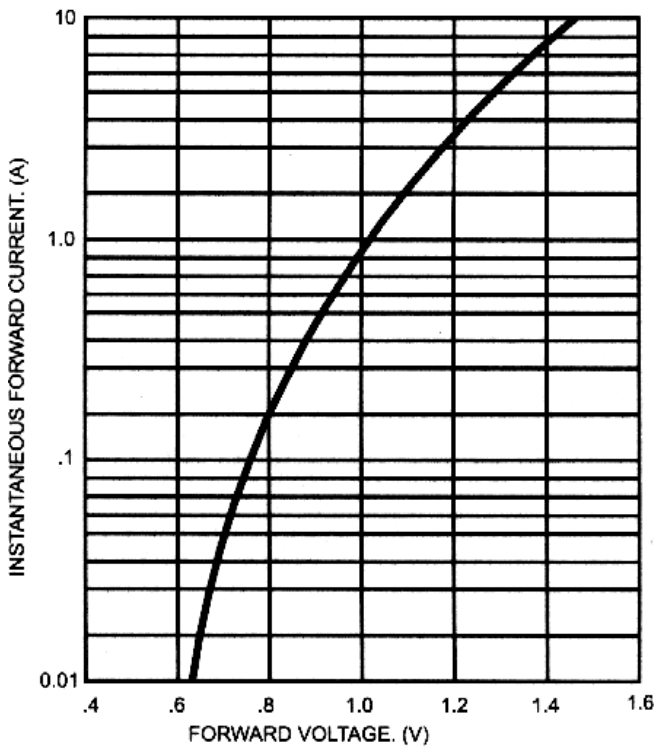


FIG. 4 - 典型结电容
FIG. 4 - TYPICAL JUNCTION CAPACITANCE

