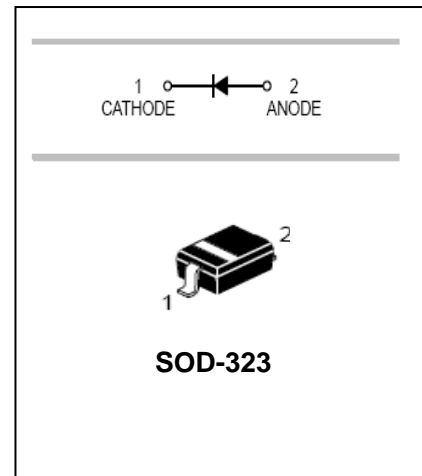


# Schottky Barrier Diode

# RB551V-30

## FEATURES

- High current rectifier schottky diode
- Low voltage;Low inductance
- For power supply



## APPLICATIONS

- High frequency rectification

## ORDERING INFORMATION

Type No.	Marking	Package Code
RB551V-30	D	SOD-323

## MAXIMUM RATING @ Ta=25°C unless otherwise specified

Parameter	Symbol	Limits	Unit
Peak reverse voltage	$V_{RM}$	30	V
DC reverse voltage	$V_R$	20	V
Mean rectifying current	$I_O$	0.5	A
Peak forward surge current	$I_{FSM}$	2	A
Junction temperature	$T_j$	125	°C
Storage temperature	$T_{stg}$	-40 to +125	°C

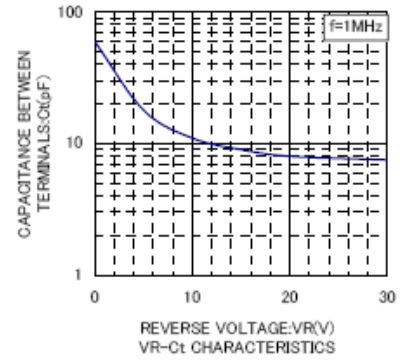
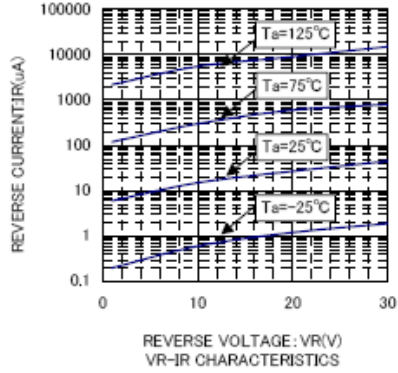
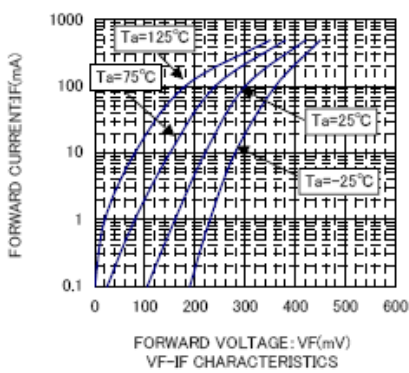
## ELECTRICAL CHARACTERISTICS @ Ta=25°C unless otherwise specified

Parameter	Symbol	Min.	Typ.	Max.	Unit	Conditions
Forward voltage	$V_F$			0.36 0.47	V	$I_F=100mA$ $I_F=500mA$
Reverse current	$I_R$			100	$\mu A$	$V_R=20v$

# Schottky Barrier Diode

# RB551V-30

## TYPICAL CHARACTERISTICS @ Ta=25°C unless otherwise specified



## PACKAGE OUTLINE

Plastic surface mounted package

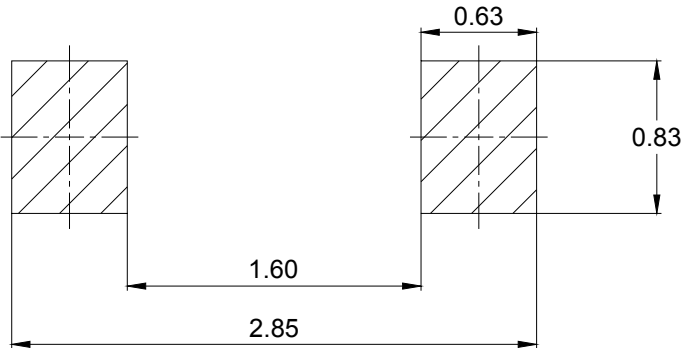
SOD-323

SOD-323		
Dim	Min	Max
A	1.60	1.80
B	1.20	1.40
C	0.9 Max	
D	0.30 Typical	
E	0.22	0.42
H	0.02	0.1
J	0.1 Typical	
K	2.55	2.75
All Dimensions in mm		

---

**Schottky Barrier Diode****RB551V-30**

---

**SOLDERING FOOTPRINT**

Unit : mm

**PACKAGE INFORMATION**

Device	Package	Shipping
RB551V-30	SOD-323	3000/Tape&Reel